



ACTIVITY- 7

NOVEMBER (Gr: 6 to 12)

UNITY IN DIVERSITY

ACTIVITY- 7

Activity Title: Best out of waste / Reading biography of great leaders

Date: November, 2021

Duration of the activity: 40 mins for each activity

Classes: 6 to 12

Teachers Responsible: Ms Sameera / Ms Sara / Ms Survath/ Ms Catherine /
Ms Jasmine

Description of the activity:

Best out of waste: *We teachers focused on to make the students understand the importance of preserving the environment and learn more about sustainability. We should not throw away waste things, we could use them again for different purposes and that we should not cause harm to nature. In order to make children aware of uses of waste material, a best out of waste activity was organised for students.*

Reading biography of great leaders: *The students from grade 6 to 12 were engaged to ignite a love for real stories through the activity. "Reading biographies not only allows kids to gain valuable new perspectives, but it also encourages their own self-discovery," says Karen Burke. Reading biographies not only allows kids to gain valuable new perspectives, but it also encourages their own self-discovery. The students were divided into groups and presented a summary about the respective leader enlighten their struggles and success in life.*

Learning Outcomes:

- Students used reusable and recyclable materials like news papers, shoe boxes, bangles, ice cream stick's and much more.
- The values like preservation, recycling, conservation, reduce, reuse etc are imbibed on the young heart and minds by demonstrating this noble act of caring our environment.
- Exploring biographies offers an enriching experience that motivates your child to learn in a new way.

Skills :

- Creative thinking
- Fine motor skills
- Environmental awareness
- Presentation skills
- Leadership skills

Knowledge:

- Controlling the amount of wastes send into landfills.
- Reduce the destruction of forests and ecosystem.
- As recycling saves energy it also reduces greenhouse gas emissions, which helps to tackle climate change.

Subjects Integrated:

English : Creative skills

Presentation skills

Science : Fine motor skills




Environmental awareness


Positive attitude

Social Science: Leadership skills

Evidence:

1. Virtual invitation
2. Pictures
3. Students write up summary







BEST OUT OF WASTE
Papers out of waste newspaper.

Date: _____

STD: IX

Making something new out of waste was something I really liked doing for a long time. I wanted papers for doing watercolour paintings, so I decided to make papers out of waste newspaper, which was cheap and efficient. To make my papers, first I ~~start~~ collected all the old newspaper and tore them into pieces. Taking all these paper pieces into a large container, I soaked them in water and later drained the ~~water~~ excess water and then I grinded the papers. I took the mixture and laid it evenly in a circle shaped plate and kept it on the terrace for drying it. After carefully drying them for 1 day, finally ~~the~~ my papers were ready. I was so glad with the result. The papers turned out thick and good. Now I could use it for my watercolour paintings. I am so thankful that it was a sunny day, which ~~helped~~ dried my papers really well. All these waste newspapers who were bathing in the dust at one corner of room, was now turned into papers, on which I painted all my beautiful ideas and scenarios. I am glad to make something best out of waste, which was cheap and useful.

- Alisha Yasmin

BEST OUT OF WASTE.

I made a cushion in circle shape with the help of old cloth, needle and cotton to stuff inside the cushion. First, I took the cloth and cut it in a circle shape and again I took another cloth and cut it in a same circle shape. Next, I started to stitch it with the needle half I stitched it and I stuffed the Cotton in it and I stitched the remaining. I started to draw up of my cushion. Now my cushion is ready. I felt very happy while making this Cushion. I thought to make it and I made it not me only my friends had helped me a lot to make it they sat with me and helped for decoration. They also played a important role for making this Cushion. They sat with me till I complete my project. Finally I completed with the drawing and my cushion is ready

- Aamin Musfir 9-A

Best of Waste Report

papergrid
Date: 12/21

In CCA class I made a birdfeeder made of a plastic bottle painted green and it has a ribbon so we can hang it somewhere outside.

Materials used
Plastic Bottle
Scissors
Glue
Ribbon
Paint etc.

It was very beautifully made and I showed it to my friends and my class teacher. They said it was very nice and I had fun making it.

By: Abeer Mariam
9A

A.P.J. Abdul Kalam

STD: IX

APJ Abdul Kalam was a simple man with an extraordinary destiny. He is recognised by his signature salt and pepper, above shoulder length hair and his deep set eyes combined with a compassionate smile. At first glance, a man of such austerity cannot be said to look like a revolutionary rocket engineer, a contributor to the nuclear and missiles program, much less a president. And yet, all of these achievements of his are vividly illustrated in his autobiography, *Wings Of Fire*, in addition to anecdotes and poetry quotes he's collected over the years. It's no wonder that he's emerged as an inspiration for millions of his generation, and the next.

Biography Writing: ACTIVITY REPORT

DATE: 15/11/2021

TOPIC: Mother Teresa

Writing a report on biography of inspiring people was awesome and fun. We get to learn new things. It was really motivating and inspiring to learn the lives of people with inspirational characteristics. It was very hard to see their struggles, especially Mother Teresa, However it paid off for her with the prestigious Nobel Peace prize. I was really moved by her ~~kind~~ kindness and the intention of her to help people especially the leprosy.

OUTCOME:
It helped me learn that "whatever kindness we put into the world always have a way of coming back to you".

By: A. MOHAMMED ASHFAQ
IX - 'D'